

Portfolio Snapshot

As of 7/31/2023

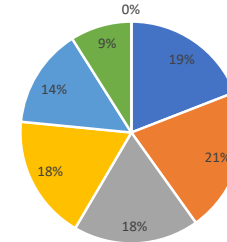
July	
KCIP Rate	2.88%
LGIP Rate	5.234%
Gross Earnings	\$ 357,418.42
Pool Average Daily Balance	\$ 146,177,658.26

12 Month Average	
KCIP Rate	2.4764%
LGIP Rate	4.1550%
Gross Earnings	\$ 271,304.02
Ave Daily Cash Balancing	\$ 138,784,918.59

Portfolio Breakdown by Time to Maturity		
Time to Maturity	Par Value	Percentage Value
LGIP (Cash)	\$ 27,614,168.62	19%
Up to 1 Year	\$ 30,405,000.00	21%
1-2 Years	\$ 26,495,000.00	18%
2-3 Years	\$ 26,186,000.00	18%
3-4 Years	\$ 20,955,000.00	14%
4-5 Years	\$ 12,950,000.00	9%
5+ Years	\$ -	0%
Total	\$ 144,605,168.62	100%

Portfolio Duration
1.67
Duration Goal 1.75 - 2 Years

Portfolio Breakdown by Time to Maturity

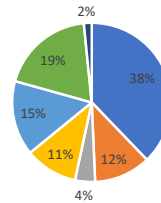


■ LGIP (Cash) ■ Up to 1 Year ■ 1-2 Years ■ 2-3 Years ■ 3-4 Years ■ 4-5 Years ■ 5+ Years

Portfolio Breakdown by Type

Type	Par Value	Percentage Value	Allowed per Policy
Agency	\$ 54,685,000.00	38%	100%
Treasury	\$ 16,636,000.00	12%	100%
Municipal Bonds-WA	\$ 5,885,000.00	4%	20%
Municipal Bonds-Non-WA	\$ 15,490,000.00	11%	15%
Corporate Bonds	\$ 22,000,000.00	15%	20%
LGIP	\$ 27,614,168.62	19%	100%
Supranational	\$ 2,295,000.00	2%	20%
Total	\$ 144,605,168.62	100%	
Total minus LGIP	\$ 116,991,000.00		
Portfolio Status	Compliant with Current Policy		

Portfolio Breakdown by Type



■ Agency ■ Treasury
■ Municipal Bonds-WA ■ Municipal Bonds-Non-WA
■ Corporate Bonds ■ LGIP
■ Supranational

July Investment Activity

LGIP Increase/Decrease	\$ (5,614,168.62)
Securities Purchased (PAR)	\$ 3,950,000.00
Securities Matured (PAR)	\$ 1,305,000.00
Coupon Payment Received	\$ 183,560.05

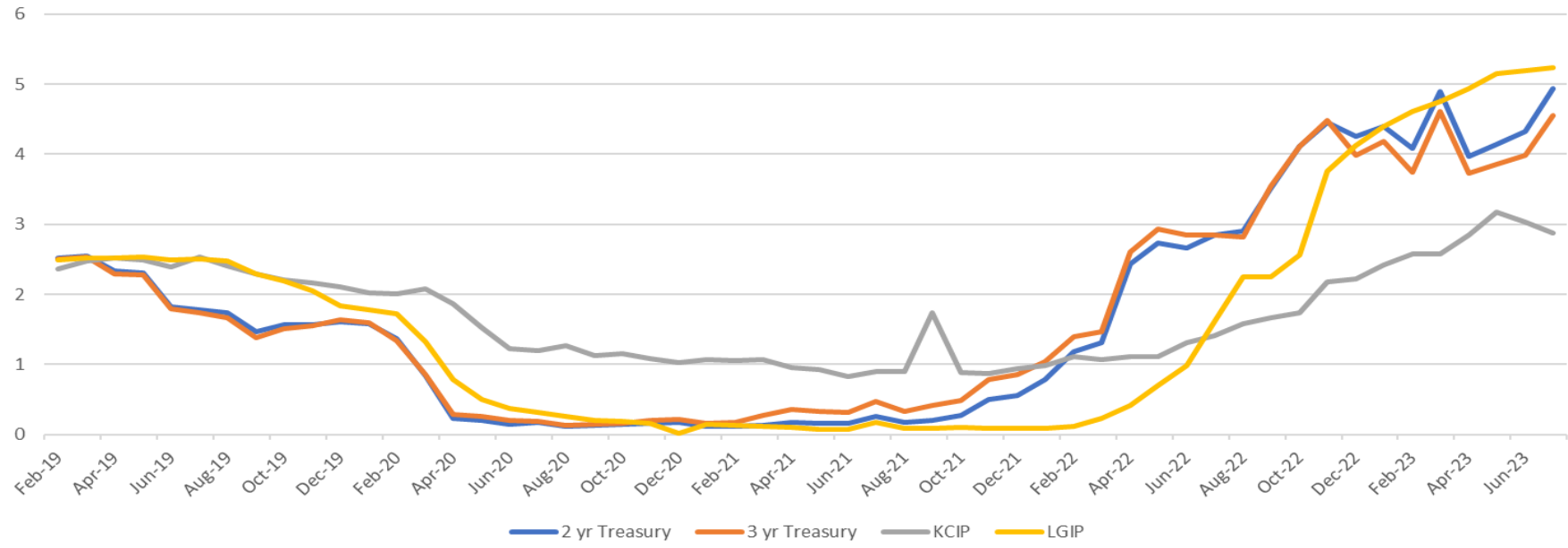
Pool Operating Expense

Cost	\$ 12,513.65
Basis Points	0.10%

Unrealized Gain/(Loss)

Book Value	\$ 142,149,252.28	Fair Value Multiplier 0.964962
Market Value	\$ 137,168,575.86	
Unrealized Gain/(Loss)	\$ (4,980,676.42)	

KCIP Historical Rates Vs. Benchmark



**Kittitas Co Investment Pool
Portfolio Management
Portfolio Details - Investments
July 31, 2023**

CUSIP	Investment #	Issuer	Average Balance	Purchase Date	Par Value	Market Value	Book Value	Stated Rate	YTM 360	YTM 365	Days to Maturity	Maturity Date
Washington State LGIP												
10190	10029a	Washington State LGIP			27,614,168.62	27,614,168.62	27,614,168.62	5.200	5.129	5.200	1	
10190	10029b	Washington State LGIP		09/04/2019	0.00	0.00	0.00	3.918	3.865	3.918	1	
Subtotal and Average			29,130,297.65		27,614,168.62	27,614,168.62	27,614,168.62		5.129	5.200	1	
Money Market Accounts												
62761499169	10030	Washington Federal			0.00	0.00	0.00	0.100	0.099	0.100	1	
Subtotal and Average			0.00		0.00	0.00	0.00		0.000	0.000	0	
Corporate Notes												
91159HHG8	10101	US Bancorp		10/15/2019	1,000,000.00	988,800.20	1,008,492.36	3.700	1.853	1.879	182	01/30/2024
594918BX1	10147	Microsoft Corp		11/20/2020	2,500,000.00	2,465,357.13	2,529,933.67	2.875	0.395	0.400	189	02/06/2024
166764BT6	10142	CHEVRON CORP		08/31/2020	2,000,000.00	1,969,049.88	2,026,444.56	2.895	0.507	0.514	215	03/03/2024
931142DP5	10103	Walmart Inc		10/17/2019	1,000,000.00	985,433.54	1,009,508.43	3.300	1.824	1.849	265	04/22/2024
037833CU2	10097	Apple Inc		09/18/2019	1,000,000.00	979,846.80	1,005,631.13	2.850	2.032	2.060	284	05/11/2024
89114QCA4	10113	Toronto-Dominion Bank		11/18/2019	1,000,000.00	973,302.36	1,004,298.00	2.650	2.096	2.125	316	06/12/2024
78013XZU5	10094	Royal Bank of Canada		08/19/2019	1,000,000.00	970,265.84	1,003,891.26	2.550	2.091	2.120	350	07/16/2024
06406RAL1	10115	Bank of New York Mellon Corp		12/05/2019	1,000,000.00	959,204.41	1,002,266.63	2.100	1.880	1.906	450	10/24/2024
78015K7C2	10123	Royal Bank of Canada		02/03/2020	1,000,000.00	959,772.53	1,005,580.21	2.250	1.758	1.782	458	11/01/2024
90331HPL1	10121	US Bank NA Cincinnati		01/23/2020	1,000,000.00	947,999.68	1,001,426.12	2.050	1.915	1.942	507	12/20/2024
023135BQ8	10207	Amazon.com Incorporated		04/08/2021	1,000,000.00	925,695.39	1,001,771.24	0.800	0.690	0.700	672	06/03/2025
740189AM7	10140	Precision Castpart Corp		07/02/2020	500,000.00	482,860.13	521,467.64	3.250	0.774	0.785	684	06/15/2025
478160BY9	10220	Johnson & Johnson		10/25/2021	2,000,000.00	1,888,912.18	2,064,804.25	2.450	1.144	1.160	943	03/01/2026
14913R2K2	10206	Caterpillar Financial Services		03/19/2021	2,000,000.00	1,804,215.20	1,989,955.85	0.900	1.085	1.100	944	03/02/2026
30231GBD3	10221	Exxon Mobil Corporation		11/01/2021	3,000,000.00	2,785,619.34	3,084,825.37	2.275	1.295	1.313	1,111	08/16/2026
037833DN7	10217	Apple Inc		09/24/2021	1,000,000.00	923,270.49	1,031,168.21	2.050	1.006	1.020	1,137	09/11/2026
Subtotal and Average			22,300,372.96		22,000,000.00	21,009,605.10	22,291,464.93		1.265	1.283	592	
Federal Agency Coupon Securities												
3133ENJ68	10241	Federal Farm Credit Bank		09/07/2022	1,000,000.00	997,090.89	999,741.53	3.250	3.519	3.568	31	09/01/2023
3130A3DL5	10226	Federal Home Loan Bank		05/12/2022	1,500,000.00	1,494,431.03	1,500,111.35	2.375	2.269	2.300	38	09/08/2023
3130AAHE1	10235	Federal Home Loan Bank		07/05/2022	3,000,000.00	2,968,899.15	2,994,848.70	2.500	2.959	3.000	129	12/08/2023
3130AT7D3	10242	Federal Home Loan Bank		09/07/2022	2,000,000.00	1,984,856.46	1,999,193.51	3.500	3.565	3.615	129	12/08/2023
3130AB3H7	10083	Federal Home Loan Bank		05/06/2019	1,000,000.00	982,149.63	1,000,309.93	2.375	2.288	2.320	220	03/08/2024
31422BGA2	10109	Federal Agricultural Mtg Corp		11/12/2019	1,000,000.00	971,999.74	1,002,791.51	2.150	1.779	1.804	309	06/05/2024
3135G0V75	10106	Federal National Mtg Assn		11/12/2019	1,000,000.00	967,722.25	999,875.13	1.750	1.740	1.764	336	07/02/2024

Portfolio INVT
AP
PM (PRF_PM2) 7.3.0

**Kittitas Co Investment Pool
Portfolio Management
Portfolio Details - Investments
July 31, 2023**

CUSIP	Investment #	Issuer	Average Balance	Purchase Date	Par Value	Market Value	Book Value	Stated Rate	YTM 360	YTM 365	Days to Maturity	Maturity Date
Federal Agency Coupon Securities												
3133EKP75	10102	Federal Farm Credit Bank		10/17/2019	1,000,000.00	958,458.35	999,459.13	1.600	1.627	1.650	413	09/17/2024
3133ENZ37	10248	Federal Farm Credit Bank		11/10/2022	2,000,000.00	1,988,469.74	2,004,283.75	4.875	4.655	4.720	528	01/10/2025
3135G05X7	10200	Federal National Mtg Assn		02/19/2021	2,000,000.00	1,820,923.06	1,996,118.94	0.375	0.464	0.470	755	08/25/2025
3137EAEX3	10144	Federal Home Loan Mtg Corp		11/19/2020	2,500,000.00	2,272,678.18	2,496,027.12	0.375	0.444	0.450	784	09/23/2025
3130AQUT8	10251	Federal Home Loan Bank		12/08/2022	1,000,000.00	912,897.71	930,091.44	2.010	4.123	4.180	1,296	02/17/2027
3130AL5A8	10259	Federal Home Loan Bank		03/14/2023	2,000,000.00	1,738,904.78	1,791,053.25	0.900	4.044	4.100	1,305	02/26/2027
3130AJLR8	10258	Federal Home Loan Bank		03/13/2023	1,000,000.00	868,699.46	895,581.91	0.875	3.968	4.023	1,323	03/16/2027
3133EPCG8	10257	Federal Farm Credit Bank		03/01/2023	1,000,000.00	988,779.68	996,741.33	4.125	4.152	4.210	1,583	12/01/2027
3133EPLD5	10268	Federal Farm Credit Bank		05/30/2023	2,000,000.00	1,963,207.88	1,985,662.91	3.875	3.985	4.040	1,764	05/30/2028
3133EPNH4	10272	Federal Farm Credit Bank		07/06/2023	2,000,000.00	1,959,044.38	1,969,816.74	3.875	4.162	4.220	1,786	06/21/2028
Subtotal and Average			26,238,869.66		27,000,000.00	25,839,212.37	26,561,708.18		2.884	2.924	748	
Treasury Coupon Securities												
91282CBA8	10219	U.S. Treasury		09/24/2021	1,000,000.00	980,937.50	999,572.91	0.125	0.237	0.240	136	12/15/2023
912828D56	10227	U.S. Treasury		06/01/2022	1,000,000.00	969,570.31	1,003,278.76	2.375	2.342	2.374	380	08/15/2024
91282CDS7	10254	U.S. Treasury		02/16/2023	1,000,000.00	942,929.69	951,711.27	1.125	4.561	4.624	533	01/15/2025
91282CAB7	10210	U.S. Treasury		05/13/2021	1,000,000.00	911,875.00	993,685.50	0.250	0.562	0.570	730	07/31/2025
912828M56	10224	U.S. Treasury		04/12/2022	2,000,000.00	1,890,156.24	1,978,325.97	2.250	2.712	2.750	837	11/15/2025
91282CBH3	10209	U.S. Treasury		05/13/2021	1,000,000.00	899,179.69	992,005.68	0.375	0.691	0.700	914	01/31/2026
9128287B0	10213	U.S. Treasury		06/09/2021	2,500,000.00	2,320,703.13	2,581,002.54	1.875	0.730	0.740	1,064	06/30/2026
91282CCP4	10218	U.S. Treasury		09/24/2021	1,000,000.00	891,679.69	994,860.73	0.625	0.789	0.800	1,095	07/31/2026
912828U24	10255	U.S. Treasury		02/16/2023	1,000,000.00	924,921.88	933,893.51	2.000	4.135	4.192	1,202	11/15/2026
91282CDK4	10223	U.S. Treasury		01/31/2022	1,000,000.00	902,226.56	991,989.46	1.250	1.479	1.500	1,217	11/30/2026
Subtotal and Average			12,418,548.18		12,500,000.00	11,634,179.69	12,420,326.33		1.734	1.758	844	
Treasury Discounts -Amortizing												
912833LY4	10204	U.S. Treasury		02/19/2021	2,056,000.00	1,829,313.31	2,027,156.75	0.560	0.560	0.568	929	02/15/2026
912833LZ1	10208	U.S. Treasury		05/13/2021	2,080,000.00	1,833,350.54	2,034,064.99		0.810	0.821	1,018	05/15/2026
Subtotal and Average			4,060,079.18		4,136,000.00	3,662,663.85	4,061,221.74		0.685	0.695	974	
Federal Agency Callables												
3135G06E8	10145	Federal National Mtg Assn		11/19/2020	2,500,000.00	2,341,528.53	2,500,000.00	0.420	0.414	0.420	475	11/18/2024
3134GXXM1	10246	Federal Home Loan Mtg Corp		10/26/2022	1,275,000.00	1,236,585.88	1,250,533.48	3.250	4.627	4.691	517	12/30/2024
3134GW5R3	10225	Federal Home Loan Mtg Corp		04/12/2022	1,000,000.00	906,211.67	953,675.55	0.650	2.800	2.839	818	10/27/2025
3133EMFR8	10146	Federal Farm Credit Bank		11/19/2020	2,500,000.00	2,271,114.23	2,500,000.00	0.540	0.533	0.540	825	11/03/2025

**Kittitas Co Investment Pool
Portfolio Management
Portfolio Details - Investments
July 31, 2023**

CUSIP	Investment #	Issuer	Average Balance	Purchase Date	Par Value	Market Value	Book Value	Stated Rate	YTM 360	YTM 365	Days to Maturity	Maturity Date
Federal Agency Callables												
3130ANED8	10256	Federal Home Loan Bank		02/21/2023	1,000,000.00	895,437.53	904,056.67	1.000	4.438	4.500	1,091	07/27/2026
3130AQHZ9	10270	Federal Home Loan Bank		06/01/2023	1,460,000.00	1,314,234.48	1,335,759.48	1.540	4.142	4.200	1,273	01/25/2027
3130ALHB3	10250	Federal Home Loan Bank		11/22/2022	1,000,000.00	884,685.68	893,063.90	1.125	4.335	4.396	1,323	03/16/2027
3130AMGY2	10266	Federal Home Loan Bank		05/15/2023	3,000,000.00	2,648,457.75	2,744,047.78	1.250	3.627	3.677	1,392	05/24/2027
3130ASF46	10262	Federal Home Loan Bank		03/28/2023	2,000,000.00	1,906,146.96	1,966,779.97	3.500	3.910	3.964	1,429	06/30/2027
3136G4X99	10260	Federal National Mtg Assn		03/24/2023	2,000,000.00	1,720,761.74	1,770,797.04	0.740	3.778	3.830	1,485	08/25/2027
3133EL6N9	10253	Federal Farm Credit Bank		01/05/2023	1,000,000.00	851,990.48	877,048.31	0.850	4.123	4.180	1,499	09/08/2027
3133EMAC6	10267	Federal Farm Credit Bank		05/22/2023	1,000,000.00	854,631.08	874,740.60	0.750	4.026	4.082	1,512	09/21/2027
3134GY2H4	10247	Federal Home Loan Mtg Corp		11/08/2022	1,000,000.00	989,849.61	1,000,000.00	5.500	5.425	5.500	1,560	11/08/2027
3130ANJX9	10263	Federal Home Loan Bank		05/05/2023	1,000,000.00	864,485.43	895,480.50	1.010	3.609	3.659	1,578	11/26/2027
3130AKGV2	10264	Federal Home Loan Bank		05/05/2023	1,000,000.00	860,521.98	892,003.65	0.900	3.577	3.627	1,583	12/01/2027
3134GWHE9	10265	Federal Home Loan Mtg Corp		05/05/2023	2,000,000.00	1,717,395.46	1,793,124.88	1.000	3.452	3.500	1,655	02/11/2028
3133EL5Y6	10271	Federal Farm Credit Bank		06/20/2023	1,000,000.00	854,401.49	866,161.86	1.000	4.192	4.250	1,675	03/02/2028
3133EL5Y6	10273	Federal Farm Credit Bank		07/06/2023	1,950,000.00	1,666,082.91	1,670,404.25	1.000	4.438	4.500	1,675	03/02/2028
Subtotal and Average			25,399,019.99		27,685,000.00	24,784,522.89	25,687,677.92		3.301	3.347	1,247	
SUPRA National												
4581X0CF3	10143	INTER-AMERICAN DEV BK		11/10/2020	1,000,000.00	985,512.40	1,015,029.64	3.000	0.238	0.242	204	02/21/2024
45818QAD1	10269	INTER-AMERICAN DEV BK		05/30/2023	1,295,000.00	1,373,659.66	1,413,504.19	6.750	4.147	4.204	1,444	07/15/2027
Subtotal and Average			2,430,756.08		2,295,000.00	2,359,172.06	2,428,533.83		2.513	2.548	926	
Miscellaneous Coupon Securities -3												
NEWKITTITAS18	10065	Kittitas School District		07/25/2018	19,807.18	19,807.18	19,807.18	3.750	3.699	3.751	122	12/01/2023
Subtotal and Average			19,807.18		19,807.18	19,807.18	19,807.18		3.699	3.751	122	
Municipal Discounts												
487694TM3	10231	Keller Tx ISD		06/01/2022	1,000,000.00	921,520.00	957,722.79	2.699	2.869	2.908	564	02/15/2025
20772KFJ3	10133	Connecticut St TXBL GO		03/02/2020	2,000,000.00	1,837,980.00	1,940,342.88	1.814	1.940	1.967	592	03/15/2025
Subtotal and Average			2,895,429.69		3,000,000.00	2,759,500.00	2,898,065.67		2.247	2.278	583	
Municipal Bonds												
56781RGQ4	10100	MARIN CA CMTY CLG DIST GO		09/27/2019	1,000,000.00	1,000,000.00	1,000,000.00	2.766	1.777	1.802	0	08/01/2023
13063DDG0	10078	California St GO UNLT TXBL		04/08/2019	750,000.00	745,882.50	749,658.48	2.250	2.505	2.540	61	10/01/2023
64966QEF3	10105	New York NY GO		10/22/2019	1,000,000.00	993,670.00	1,000,015.64	1.740	0.000	0.000	61	10/01/2023
492244ET1	10117	Kern CA Cmnty Clg Dist Co		12/13/2019	115,000.00	114,061.60	115,039.83	2.071	1.900	1.926	92	11/01/2023

**Kittitas Co Investment Pool
Portfolio Management
Portfolio Details - Investments
July 31, 2023**

CUSIP	Investment #	Issuer	Average Balance	Purchase Date	Par Value	Market Value	Book Value	Stated Rate	YTM 360	YTM 365	Days to Maturity	Maturity Date
Municipal Bonds												
236866JA8	10111	Danville VA GO Unlmtl Txbl Ref		11/14/2019	540,000.00	532,791.00	543,602.85	3.200	1.973	2.000	213	03/01/2024
899593MG9	10090	Tulsa County		06/07/2019	2,000,000.00	1,952,020.00	2,007,869.57	2.600	2.071	2.100	305	06/01/2024
795168LW1	10216	SALINE CNTY KS UNIF SCH DIST		05/25/2021	1,000,000.00	948,290.00	1,001,717.86	0.600	0.434	0.440	397	09/01/2024
0873477E4	10128	Bethlehem PA GO Unltd Txbl		02/12/2020	1,325,000.00	1,274,941.50	1,333,295.82	2.281	0.000	0.000	427	10/01/2024
492244EU8	10116	Kern CA Cmnty Clg Dist Co		12/13/2019	660,000.00	635,045.40	661,758.69	2.191	1.939	1.966	458	11/01/2024
683489ZC5	10119	Opelika AL GO Muni Bond		12/19/2019	1,665,000.00	1,600,031.70	1,668,066.28	2.236	0.000	0.000	458	11/01/2024
154686LG2	10118	Central OH SW Authority GO Bon		12/19/2019	210,000.00	201,476.10	210,664.65	2.150	1.874	1.900	488	12/01/2024
733722LQ3	10134	Port Camas-Washougal WA GO		03/03/2020	635,000.00	605,396.30	635,726.31	1.800	1.687	1.710	488	12/01/2024
833102ZJ8	10243	Snohomish County PUD		09/08/2022	1,000,000.00	939,440.00	963,834.11	0.710	3.503	3.551	488	12/01/2024
605581HL4	10114	STATE OF MISSISSIPPI GO TXBL		12/02/2019	225,000.00	218,484.00	228,124.14	2.987	1.865	1.891	488	12/01/2024
769059A30	10124	Riverside CA Unif SD GO		02/03/2020	1,000,000.00	955,060.00	1,006,739.49	2.272	1.775	1.800	550	02/01/2025
49474FF62	10249	King County WA		11/17/2022	765,000.00	703,555.20	711,025.12	1.250	4.458	4.520	853	12/01/2025
49474FF62	10252	King County WA		12/08/2022	285,000.00	262,108.80	264,507.09	1.250	4.519	4.582	853	12/01/2025
739133GW0	10215	POWELL OH GO TXBL REF		06/10/2021	1,000,000.00	934,130.00	1,030,992.92	2.000	0.641	0.650	853	12/01/2025
735389YX0	10245	PORT OF SEATTLE WA		09/12/2022	1,000,000.00	948,210.00	978,906.72	3.071	3.847	3.900	1,004	05/01/2026
495242Q44	10238	KING COUNTY WA S/D		08/01/2022	2,200,000.00	1,921,150.00	2,054,732.31	0.806	2.889	2.930	1,218	12/01/2026
		Subtotal and Average	18,753,525.83		18,375,000.00	17,485,744.10	18,166,277.88		1.795	1.820	530	
		Total and Average	143,646,706.41		144,624,975.80	137,168,575.86	142,149,252.28		2.820	2.859	655	

**Kittitas Co Investment Pool
Portfolio Management
Portfolio Details - Cash
July 31, 2023**

CUSIP	Investment #	Issuer	Average Balance	Purchase Date	Par Value	Market Value	Book Value	Stated Rate	YTM 360	YTM 365	Days to Maturity
		Average Balance	0.00	Accrued Interest at Purchase		20,975.56	20,975.56				0
				Subtotal		20,975.56	20,975.56				
		Total Cash and Investments	143,646,706.41		144,624,975.80	137,189,551.42	142,170,227.84		2.820	2.859	655