

Portfolio Snapshot

As of 1/31/2023

January	
KCIP Rate	2.42%
LGIP Rate	4.394%
Gross Earnings	\$ 265,760.63
Pool Average Daily Balance	\$ 128,983,233.39

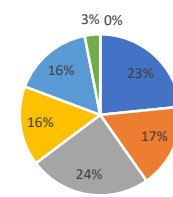
12 Month Average	
KCIP Rate	1.6388%
LGIP Rate	2.0008%
Gross Earnings	\$ 170,312.60
Ave Daily Cash Balancing	\$ 129,001,698.58

Portfolio Breakdown by Time to Maturity

	Time to Maturity	Par Value	Percentage Value
	LGIP (Cash)	\$ 30,137,142.89	23%
2023	Up to 1 Year	\$ 21,735,000.00	17%
2024	1-2 Years	\$ 31,535,000.00	24%
2025	2-3 Years	\$ 20,550,000.00	16%
2026	3-4 Years	\$ 20,836,000.00	16%
2027	4-5 Years	\$ 4,000,000.00	3%
2028	5+ Years	\$ -	0%
	Total	\$ 128,793,142.89	100%

Weighted Average Maturity (Assuming No Calls) (years)
1.940

Portfolio Breakdown by Time to Maturity



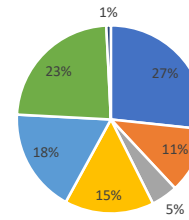
■ LGIP (Cash)
 ■ Up to 1 Year
 ■ 1-2 Years
 ■ 2-3 Years
■ 3-4 Years
 ■ 4-5 Years
 ■ 5+ Years

Portfolio Breakdown by Type

Type	Par Value	Percentage Value	Allowed per Policy
Agency	\$ 34,365,000.00	27%	100%
Treasury	\$ 14,636,000.00	11%	100%
Municipal Bonds-WA	\$ 5,885,000.00	5%	20%
Municipal Bonds-Non-WA	\$ 19,770,000.00	15%	15%
Corporate Bonds	\$ 23,000,000.00	18%	20%
LGIP	\$ 30,137,142.89	23%	100%
Supranational	\$ 1,000,000.00	1%	20%
Total	\$ 128,793,142.89		

Portfolio Status	Compliant with Current Policy
-------------------------	-------------------------------

Portfolio Breakdown by Type



■ Agency
 ■ Treasury
 ■ Municipal Bonds-WA
■ Municipal Bonds-Non-WA
 ■ Corporate Bonds
 ■ LGIP
■ Supranational

January Investment Activity

LGIP Increase/Decrease	\$ (1,385,080.10)
Securities Purchased (PAR)	\$ 1,000,000.00
Securities Matured (PAR)	\$ 150,000.00
Coupon Payment Received	\$ 110,082.30

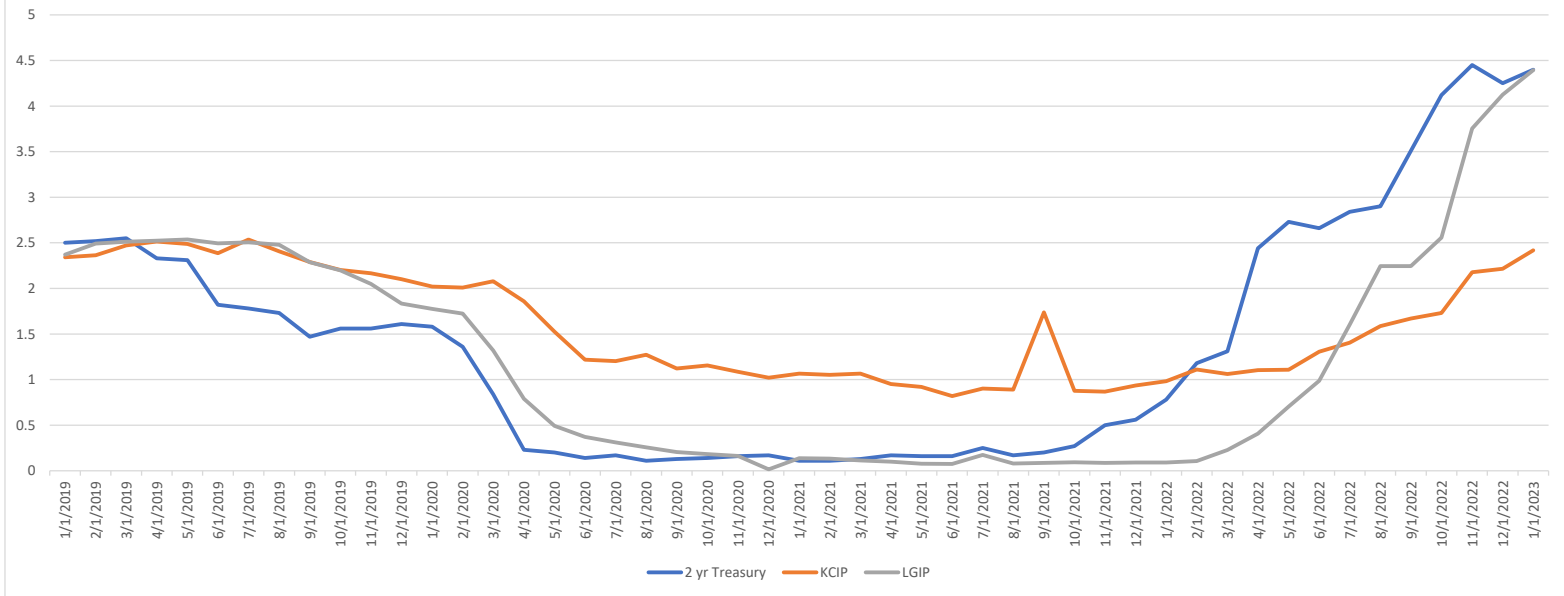
Pool Operating Expense

Cost	\$ 20,501.27	*includes Sympro yearly fee
Basis Points	0.19%	

January Fair Value Report

Book Value	\$ 128,423,950.18
Market Value	\$ 123,863,996.65
Unrealized Gain/(Loss)	\$ (4,559,953.53)

KCIP Historical Rates Vs. Benchmark



**Kittitas Co Investment Pool
Portfolio Management
Portfolio Details - Investments
January 31, 2023**

CUSIP	Investment #	Issuer	Average Balance	Purchase Date	Par Value	Market Value	Book Value	Stated Rate	YTM 360	YTM 365	Days to Maturity	Maturity Date
Washington State LGIP												
10190	10029a	Washington State LGIP			30,022,222.99	30,022,222.99	30,022,222.99	4.118	4.061	4.118	1	
10190	10029b	Washington State LGIP		09/04/2019	0.00	0.00	0.00	3.671	3.621	3.671	1	
Subtotal and Average			30,796,416.54		30,022,222.99	30,022,222.99	30,022,222.99		4.061	4.118	1	
Money Market Accounts												
62761499169	10030	Washington Federal			0.00	0.00	0.00	0.100	0.099	0.100	1	
Subtotal and Average			0.00		0.00	0.00	0.00		0.000	0.000	0	
Corporate Notes												
037833BU3	10069	Apple Inc		12/19/2018	1,000,000.00	999,056.00	999,829.10	2.850	3.107	3.150	22	02/23/2023
91159HHG8	10101	US Bancorp		10/15/2019	1,000,000.00	989,282.00	1,017,032.17	3.700	1.853	1.879	363	01/30/2024
594918BX1	10147	Microsoft Corp		11/20/2020	2,500,000.00	2,455,257.50	2,559,058.33	2.875	0.395	0.400	370	02/06/2024
166764BT6	10142	CHEVRON CORP		08/31/2020	2,000,000.00	1,963,640.00	2,048,897.50	2.895	0.507	0.514	396	03/03/2024
931142DP5	10103	Walmart Inc		10/17/2019	1,000,000.00	983,316.00	1,016,065.97	3.300	1.824	1.849	446	04/22/2024
037833CU2	10097	Apple Inc		09/18/2019	1,000,000.00	977,992.00	1,009,251.14	2.850	2.032	2.060	465	05/11/2024
89114QCA4	10113	Toronto-Dominion Bank		11/18/2019	1,000,000.00	972,125.00	1,006,785.60	2.650	2.096	2.125	497	06/12/2024
78013XZU5	10094	Royal Bank of Canada		08/19/2019	1,000,000.00	967,387.00	1,005,921.48	2.550	2.091	2.120	531	07/16/2024
06406RAL1	10115	Bank of New York Mellon Corp		12/05/2019	1,000,000.00	958,229.00	1,003,187.61	2.100	1.880	1.906	631	10/24/2024
78015K7C2	10123	Royal Bank of Canada		02/03/2020	1,000,000.00	959,522.00	1,007,812.30	2.250	1.758	1.782	639	11/01/2024
90331HPL1	10121	US Bank NA Cincinnati		01/23/2020	1,000,000.00	953,311.00	1,001,940.55	2.050	1.915	1.942	688	12/20/2024
023135BQ8	10207	Amazon.com Incorporated		04/08/2021	1,000,000.00	919,729.00	1,002,252.84	0.800	0.690	0.700	853	06/03/2025
740189AM7	10140	Precision Castpart Corp		07/02/2020	500,000.00	480,194.00	527,200.83	3.250	0.774	0.785	865	06/15/2025
478160BY9	10220	Johnson & Johnson		10/25/2021	2,000,000.00	1,902,158.00	2,077,347.01	2.450	1.144	1.160	1,124	03/01/2026
14913R2K2	10206	Caterpillar Financial Services		03/19/2021	2,000,000.00	1,797,028.00	1,988,013.91	0.900	1.085	1.100	1,125	03/02/2026
30231GBD3	10221	Exxon Mobil Corporation		11/01/2021	3,000,000.00	2,797,176.00	3,098,769.26	2.275	1.295	1.313	1,292	08/16/2026
037833DN7	10217	Apple Inc		09/24/2021	1,000,000.00	925,034.00	1,036,177.39	2.050	1.006	1.020	1,318	09/11/2026
Subtotal and Average			23,414,342.01		23,000,000.00	22,000,436.50	23,405,542.99		1.342	1.361	740	
Federal Agency Coupon Securities												
3132X0H87	10138	Federal Agricultural Mtg Corp		04/23/2020	2,750,000.00	2,746,122.50	2,753,258.37	2.600	0.542	0.550	21	02/22/2023
313382AX1	10098	Federal Home Loan Bank		09/25/2019	2,340,000.00	2,333,593.08	2,341,413.69	2.125	1.529	1.550	37	03/10/2023
3133ENJ68	10241	Federal Farm Credit Bank		09/07/2022	1,000,000.00	990,608.00	998,190.68	3.250	3.519	3.568	212	09/01/2023
3130A3DL5	10226	Federal Home Loan Bank		05/12/2022	1,500,000.00	1,476,612.00	1,500,653.05	2.375	2.269	2.300	219	09/08/2023
3130AAHE1	10235	Federal Home Loan Bank		07/05/2022	3,000,000.00	2,939,574.00	2,987,547.65	2.500	2.959	3.000	310	12/08/2023
3130AT7D3	10242	Federal Home Loan Bank		09/07/2022	2,000,000.00	1,974,010.00	1,998,050.45	3.500	3.565	3.615	310	12/08/2023

Portfolio INVT
AP
PM (PRF_PM2) 7.3.0

**Kittitas Co Investment Pool
Portfolio Management
Portfolio Details - Investments
January 31, 2023**

CUSIP	Investment #	Issuer	Average Balance	Purchase Date	Par Value	Market Value	Book Value	Stated Rate	YTM 360	YTM 365	Days to Maturity	Maturity Date
Federal Agency Coupon Securities												
3130AB3H7	10083	Federal Home Loan Bank		05/06/2019	1,000,000.00	973,201.00	1,000,567.01	2.375	2.288	2.320	401	03/08/2024
31422BGA2	10109	Federal Agricultural Mtg Corp		11/12/2019	1,000,000.00	966,890.00	1,004,444.37	2.150	1.779	1.804	490	06/05/2024
3135G0V75	10106	Federal National Mtg Assn		11/12/2019	1,000,000.00	960,143.00	999,807.23	1.750	1.740	1.764	517	07/02/2024
3133EKP75	10102	Federal Farm Credit Bank		10/17/2019	1,000,000.00	956,161.00	999,219.33	1.600	1.627	1.650	594	09/17/2024
3133ENZ37	10248	Federal Farm Credit Bank		11/10/2022	2,000,000.00	2,017,222.00	2,005,769.44	4.875	4.655	4.720	709	01/10/2025
3135G05X7	10200	Federal National Mtg Assn		02/19/2021	2,000,000.00	1,816,704.00	1,995,179.97	0.375	0.464	0.470	936	08/25/2025
3137EAEX3	10144	Federal Home Loan Mtg Corp		11/19/2020	2,500,000.00	2,270,850.00	2,495,100.80	0.375	0.444	0.450	965	09/23/2025
3130AQUT8	10251	Federal Home Loan Bank		12/08/2022	1,000,000.00	920,440.00	920,229.73	2.010	4.123	4.180	1,477	02/17/2027
Subtotal and Average			24,000,707.24		24,090,000.00	23,342,130.58	23,999,431.77		2.107	2.136	470	
Treasury Coupon Securities												
91282CBA8	10219	U.S. Treasury		09/24/2021	1,000,000.00	960,195.00	999,004.50	0.125	0.237	0.240	317	12/15/2023
912828D56	10227	U.S. Treasury		06/01/2022	1,000,000.00	967,930.00	1,004,840.48	2.375	2.342	2.374	561	08/15/2024
91282CAB7	10210	U.S. Treasury		05/13/2021	1,000,000.00	909,961.00	992,119.85	0.250	0.562	0.570	911	07/31/2025
912828M56	10224	U.S. Treasury		04/12/2022	2,000,000.00	1,907,344.00	1,973,638.99	2.250	2.712	2.750	1,018	11/15/2025
91282CBH3	10209	U.S. Treasury		05/13/2021	1,000,000.00	899,531.00	990,422.56	0.375	0.691	0.700	1,095	01/31/2026
9128287B0	10213	U.S. Treasury		06/09/2021	2,500,000.00	2,342,675.00	2,594,782.11	1.875	0.730	0.740	1,245	06/30/2026
91282CCP4	10218	U.S. Treasury		09/24/2021	1,000,000.00	894,688.00	994,011.23	0.625	0.789	0.800	1,276	07/31/2026
91282CDK4	10223	U.S. Treasury		01/31/2022	1,000,000.00	910,664.00	990,798.09	1.250	1.479	1.500	1,398	11/30/2026
Subtotal and Average			10,540,023.58		10,500,000.00	9,792,988.00	10,539,617.81		1.265	1.282	1,021	
Treasury Discounts -Amortizing												
912833LY4	10204	U.S. Treasury		02/19/2021	2,056,000.00	1,827,578.40	2,021,537.13	0.560	0.560	0.568	1,110	02/15/2026
912833LZ1	10208	U.S. Treasury		05/13/2021	2,080,000.00	1,830,838.88	2,025,897.76		0.810	0.821	1,199	05/15/2026
Subtotal and Average			4,046,292.34		4,136,000.00	3,658,417.28	4,047,434.89		0.685	0.695	1,155	
Federal Agency Callables												
3135G06E8	10145	Federal National Mtg Assn		11/19/2020	2,500,000.00	2,318,195.00	2,500,000.00	0.420	0.414	0.420	656	11/18/2024
3134GXXM1	10246	Federal Home Loan Mtg Corp		10/26/2022	1,275,000.00	1,240,798.13	1,241,881.27	3.250	4.627	4.691	698	12/30/2024
3134GW5R3	10225	Federal Home Loan Mtg Corp		04/12/2022	1,000,000.00	906,955.00	943,330.13	0.650	2.800	2.839	999	10/27/2025
3133EMFR8	10146	Federal Farm Credit Bank		11/19/2020	2,500,000.00	2,249,052.50	2,500,000.00	0.540	0.533	0.540	1,006	11/03/2025
3130ALHB3	10250	Federal Home Loan Bank		11/22/2022	1,000,000.00	885,492.00	878,314.09	1.125	4.335	4.396	1,504	03/16/2027
3133EL6N9	10253	Federal Farm Credit Bank		01/05/2023	1,000,000.00	865,027.00	862,064.35	0.850	4.123	4.180	1,680	09/08/2027
3134GY2H4	10247	Federal Home Loan Mtg Corp		11/08/2022	1,000,000.00	996,913.00	1,000,000.00	5.500	5.425	5.500	1,741	11/08/2027
Subtotal and Average			9,810,850.62		10,275,000.00	9,462,432.63	9,925,589.84		2.372	2.405	1,055	

**Kittitas Co Investment Pool
Portfolio Management
Portfolio Details - Investments
January 31, 2023**

CUSIP	Investment #	Issuer	Average Balance	Purchase Date	Par Value	Market Value	Book Value	Stated Rate	YTM 360	YTM 365	Days to Maturity	Maturity Date
SUPRA National												
4581X0CF3	10143	INTER-AMERICAN DEV BK		11/10/2020	1,000,000.00	981,035.00	1,028,556.31	3.000	0.238	0.242	385	02/21/2024
Subtotal and Average			1,029,610.81		1,000,000.00	981,035.00	1,028,556.31		0.238	0.242	385	
Miscellaneous Coupon Securities -3												
NEWKITTITAS18	10065	Kittitas School District		07/25/2018	39,249.77	39,249.77	39,249.77	3.750	3.699	3.751	303	12/01/2023
Subtotal and Average			39,249.77		39,249.77	39,249.77	39,249.77		3.699	3.751	303	
Municipal Discounts												
487694TM3	10231	Keller Tx ISD		06/01/2022	1,000,000.00	912,690.00	944,155.10	2.699	2.869	2.908	745	02/15/2025
20772KFJ3	10133	Connecticut St TXBL GO		03/02/2020	2,000,000.00	1,813,380.00	1,922,103.12	1.814	1.940	1.967	773	03/15/2025
Subtotal and Average			2,863,622.25		3,000,000.00	2,726,070.00	2,866,258.22		2.246	2.277	764	
Municipal Bonds												
418308RT1	10122	Haslett MI Public SD GO Bonds		01/28/2020	375,000.00	372,960.00	375,576.02	2.345	1.687	1.710	89	05/01/2023
556583ZB1	10060	Madison AL GO Unlt		06/21/2018	630,000.00	627,102.00	629,600.51	2.875	3.107	3.150	89	05/01/2023
165573C61	10092	CHESTER CNTY PA		07/02/2019	1,220,000.00	1,213,900.00	1,222,458.36	2.678	1.923	1.950	103	05/15/2023
686053BR9	10093	OR School Boards Txbl B Pen		08/16/2019	750,000.00	752,257.50	761,030.70	5.490	1.769	1.794	149	06/30/2023
717813XT1	10126	Philadelphia PA GO Unlimtd Txb		02/07/2020	1,305,000.00	1,288,243.80	1,307,026.10	1.952	1.578	1.600	164	07/15/2023
56781RGQ4	10100	MARIN CA CMTY CLG DIST GO		09/27/2019	1,000,000.00	991,680.00	1,004,632.66	2.766	1.777	1.802	181	08/01/2023
13063DDG0	10078	California St GO UNLT TXBL		04/08/2019	750,000.00	739,665.00	748,645.13	2.250	2.505	2.540	242	10/01/2023
64966QEF3	10105	New York NY GO		10/22/2019	1,000,000.00	980,750.00	1,000,062.58	1.740	0.000	0.000	242	10/01/2023
492244ET1	10117	Kern CA Cmnty Clg Dist Co		12/13/2019	115,000.00	112,892.05	115,119.49	2.071	1.900	1.926	273	11/01/2023
236866JA8	10111	Danville VA GO Unlmted Txbl Ref		11/14/2019	540,000.00	532,661.40	546,691.01	3.200	1.973	2.000	394	03/01/2024
899593MG9	10090	Tulsa County		06/07/2019	2,000,000.00	1,942,760.00	2,012,591.30	2.600	2.071	2.100	486	06/01/2024
795168LW1	10216	SALINE CNTY KS UNIF SCH DIST		05/25/2021	1,000,000.00	940,930.00	1,002,510.71	0.600	0.434	0.440	578	09/01/2024
0873477E4	10128	Bethlehem PA GO Unltd Txbl		02/12/2020	1,325,000.00	1,279,274.25	1,336,851.17	2.281	0.000	0.000	608	10/01/2024
492244EU8	10116	Kern CA Cmnty Clg Dist Co		12/13/2019	660,000.00	634,590.00	662,462.16	2.191	1.939	1.966	639	11/01/2024
683489ZC5	10119	Opelika AL GO Muni Bond		12/19/2019	1,665,000.00	1,603,161.90	1,669,292.79	2.236	0.000	0.000	639	11/01/2024
154686LG2	10118	Central OH SW Authority GO Bon		12/19/2019	210,000.00	201,978.00	210,913.89	2.150	1.874	1.900	669	12/01/2024
733722LQ3	10134	Port Camas-Washougal WA GO		03/03/2020	635,000.00	605,701.10	635,998.68	1.800	1.687	1.710	669	12/01/2024
833102ZJ8	10243	Snohomish County PUD		09/08/2022	1,000,000.00	936,730.00	950,420.12	0.710	3.503	3.551	669	12/01/2024
605581HL4	10114	STATE OF MISSISSIPPI GO TXBL		12/02/2019	225,000.00	219,730.50	229,295.69	2.987	1.865	1.891	669	12/01/2024
769059A30	10124	Riverside CA Unif SD GO		02/03/2020	1,000,000.00	959,910.00	1,008,985.98	2.272	1.775	1.800	731	02/01/2025
49474FF62	10249	King County WA		11/17/2022	765,000.00	705,919.05	699,459.08	1.250	4.458	4.520	1,034	12/01/2025
49474FF62	10252	King County WA		12/08/2022	285,000.00	262,989.45	260,115.75	1.250	4.519	4.582	1,034	12/01/2025

**Kittitas Co Investment Pool
Portfolio Management
Portfolio Details - Investments
January 31, 2023**

CUSIP	Investment #	Issuer	Average Balance	Purchase Date	Par Value	Market Value	Book Value	Stated Rate	YTM 360	YTM 365	Days to Maturity	Maturity Date
Municipal Bonds												
739133GWO	10215	POWELL OH GO TXBL REF		06/10/2021	1,000,000.00	939,910.00	1,037,634.26	2.000	0.641	0.650	1,034	12/01/2025
735389YX0	10245	PORT OF SEATTLE WA		09/12/2022	1,000,000.00	957,380.00	975,071.58	3.071	3.847	3.900	1,185	05/01/2026
495242Q44	10238	KING COUNTY WA S/D		08/01/2022	2,200,000.00	1,921,018.00	2,032,942.15	0.806	2.889	2.930	1,399	12/01/2026
		Subtotal and Average	22,434,818.53		22,655,000.00	21,724,094.00	22,435,387.87		1.818	1.844	598	
		Total and Average	128,975,933.67		128,717,472.76	123,749,076.75	128,309,292.46		2.269	2.301	550	