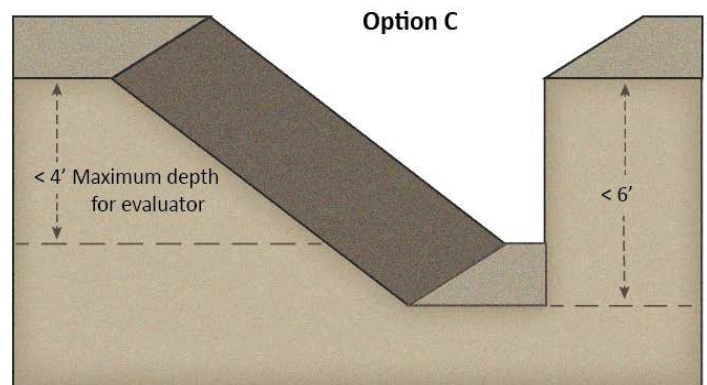
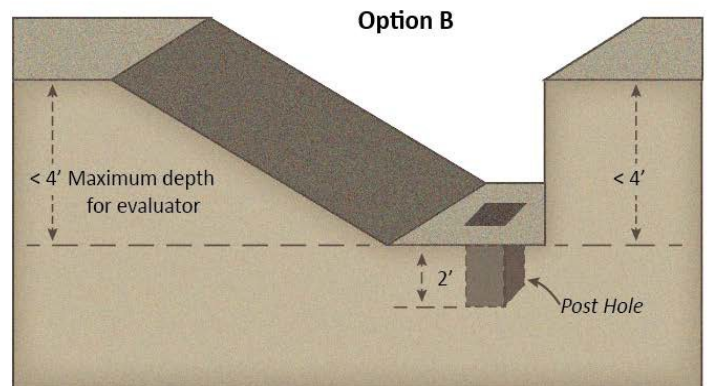
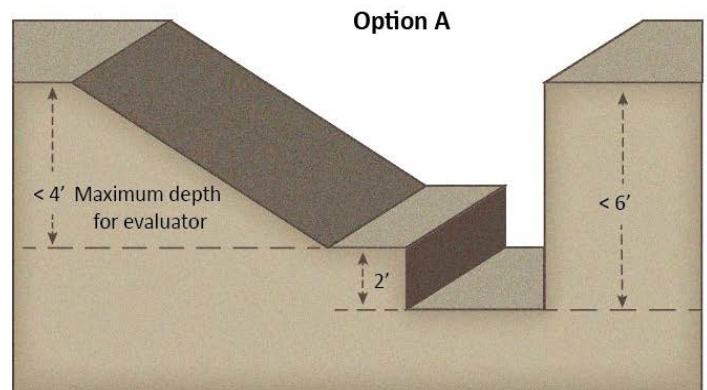


Guidelines for Test Pit Construction for On-site Sewage Systems

Safety and soil characterization are both important when constructing a test pit for an on-site sewage system soil review. The three test pit options in this guidance will meet the Washington State Labor and Industries (L&I) safety requirements in Chapter 296-155 WAC. The three options can be used for all soil types listed in On-Site Sewage Systems Chapter 246-272A WAC and Chapter 246-272B WAC except as noted below. Local Health Jurisdictions may have more specific guidance for their local area. The reviewing agency should be consulted before test pits are constructed.

Test Pit Construction

- Call 811 to locate underground utilities prior to digging.
- All test pits must be evaluated for stability by a competent person per WAC 296-155-657. Test pits shall not be entered if deemed unstable.
- Use the least stable soil for evaluating test pit stability when there is a layered soil profile.
- Regardless of soil type, a test pit that shows distress such as fissures or cracks is deemed unstable.
- Benching for test pit stability can only be done in unsaturated soils with greater than 15% fines (silt and clay). This means some DOH Type 1, Type 2, and Type 3 soils and soils seeping freely may not qualify for Test Pit Option A.
- The three test pit options do not allow an evaluator to enter the test pit to a depth greater than 4 feet. To enter to a depth greater than 4 feet, additional requirements in WAC 296-155-657 must be followed.
- Every test pit must have a ramp that provides for entry and exit into the test pit without the need of aid.
- All spoils must be placed at least 2 feet from the edge of the test pit.
- All equipment within 20 feet of the test pit should be shut down when a person is in the test pit.
- For Large On-site Sewage Systems (LOSS) an excavator must be on site.
- Test pits shall not be left open for an extended period unless properly barricaded per L&I regulation. An example of a properly barricaded test pit is orange construction fencing surrounding the entire test pit and secured by metal fence posts.



For more information contact Washington State Department of Labor and Industries, your local health jurisdiction, or the Washington State Department of Health.