PARKING DETAIL

RETENTION DITCH A,B,C DETAIL
- SECTION AREA = 450 sq.ft.
- CAPACITY = 25 gal. per lineal ft.

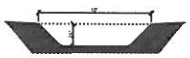

RETENTION BASIN DETAIL
- SECTION AREA = 2304 sq.ft.
- CAPACITY = 115 gal. per lineal ft.

RAINFALL RETENTION CALCULATIONS:

1.5" rainfall on 48,000 sq.ft. area (378,000 sq.ft.) = 521,400 cu.in. = 3880 gal.
RETENTION CAPACITY SHALL BE PROVIDED FOR AT LEAST 4000 gal.

DITCH A - 450 lin.ft. - 1,333 gal. REQ'D. - 11,650 gal. CAPACITY - EXCEEDS REQ. BY 600%
DITCH B - 300 lin.ft. - 250 gal. REQ'D. - 5,110 gal. CAPACITY - EXCEEDS REQ. BY 2000%
DITCH C - 320 lin.ft. - 374 gal. REQ'D. - 4,160 gal. CAPACITY - EXCEEDS REQ. BY 2100%
BASIN - 100 lin.ft. - 1,434 gal. REQ'D. - 11,970 gal. CAPACITY - EXCEEDS REQ. BY 800%
Total	3,880 gal. REQ'D. - 34,910 gal. CAPACITY			

BUILDING "A" - 150' x 30'

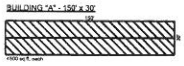

4500 sq.ft. each

BUILDING "B" - 100' x 35'

3500 sq.ft. each

BUILDING "C" - 100' x 15'

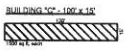

1500 sq.ft. each

LOT COVERAGE SUMMARY

LOT AREA = 217,391 sq.ft.
BUILDING COVERAGE = 48000 sq.ft. = 22% of LOT

LEGEND

CAMERA LOCATION	
EXTERIOR LIGHTING	
ELECTRICAL	
WATER	
ARBORVITAE TREE	
DRAINAGE DIRECTION	
FIRE HYDRANT	

GENERAL NOTES:
- FIRE APPARATUS ACCESS ROAD TO BE 3" OF GRAVEL OVER EARTH BASE COMPACTED FOR SUPPORT CAPABILITY OF 75000 lbs.
- DRAINAGE LINES SHOW SLOPE DIRECTION APPROX. 1% SLOPE (TYP.)

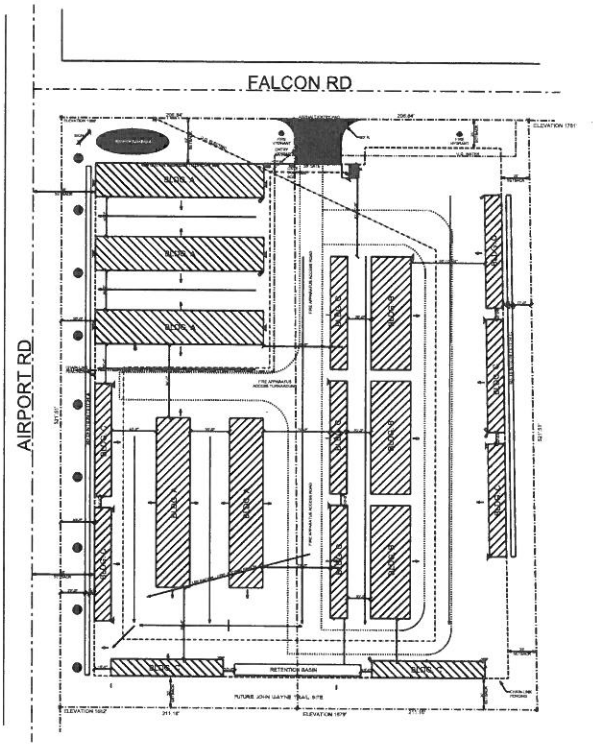

SITE PLAN
SCALE: 1" = 40'

NWBDC
NORTHWEST BUILDING
&DESIGN CONSULTANTS

CLIENT/OWNER

CONTRACTOR

ENGINEER'S STAMP

SHEET TITLE:
SITE PLAN

PROJECT:
AIRPORT SECURE STORAGE
Falcon Road
Ellensburg, WA

STAGES OF PLANNING

Preliminary	03-06-08

DRAWN BY:
SCALE: 1" = 40'
DATE: 3/6/2008
JOB NUMBER:

PAGE NUMBER:
SITE PLAN