

Oath of Authenticity

STATE OF WASHINGTON)
) ss.
COUNTY OF Kittitas)

I solemnly swear that the unofficial returns and supporting documentation of the April Special Election held on April 28, 2026 in Kittitas County, State of Washington, are true and correct.


County Auditor

Subscribed and sworn before me this 8th day of May, 2026.
Day Month Year




County Legislative Authority (witness)

County Prosecuting Attorney (witness)

Certification of the Canvassing Board




STATE OF WASHINGTON)
) ss.
COUNTY OF Kittitas)

The undersigned officers designated by law as constituting the Canvassing Board for the County of Kittitas , State of Washington, hereby certify that this is a full, true, and correct copy of the Abstract of Votes including the number of registered eligible voters, cumulative results, precinct results, and report of votes cast at the April Special Election held on April 28, 2026 in Kittitas County, State of Washington.

Witness our hands and official seal this 8th day of May, 2026.
Day Month Year

[Affix county seal]




County Auditor

County Legislative Authority

County Prosecuting Attorney

Cumulative Results Report

Official Election

Run Time 9:37 AM
Run Date 05/08/2026

Kittitas County, Washington

April 2026 Special Election

4/28/2026

Page 1

Official Results

Registered Voters
1133 of 2878 = 39.37%

Precincts Reporting
0 of 7 = 0.00%

Kittitas School District No. 403 Proposition No. 1

Choice	Party	Early Voting		Total	
LEVY...YES		636	56.13%	636	56.13%
LEVY...NO		497	43.87%	497	43.87%
Cast Votes:		1,133	100.00%	1,133	100.00%
Undervotes:		0		0	
Overvotes:		0		0	

*** End of report ***

Kittitas County Auditor

Reconciliation Form

General information

County name: Kittitas
 Election date: 4/28/2026

Registered voters eligible to participate

Active registered voters: 2,878
 Inactive registered voters: 133

Category Reconciliation (detailed accounting of ballots)

	Issued (number of voters issued ballots)	Credited voters in VoteWA (envelopes containing ballots)	Ballots Accepted (Counted / Tabulated)	Ballots not counted		Discrepancy (If zero, category balances)
				Ballots forwarded to other counties	Ballots Rejected	
UOCAVA	10	0	0	N/A	0	0
Federal write-in	N/A	0	0	N/A	0	0
Provisional	0	0	0	0	0	0
DREs	0	0	0	N/A	0	0
All voters not reported in above categories	2,887	1,163	1,133	0	30	0
Total for all voter categories	2,897	1,163	1,133	0	30	0

Summary

Reconciliation

Overall Ballot Reconciliation

Ballots Received	1,163
Ballots Accepted	1,133
Ballots Not Counted	30
Discrepancy	0

Voters credited to ballots counted

Credited voters in VoteWA	1,133
Credited envelopes without ballots	0
Voters not credited in VoteWA (examples: FWAB or ACP)	0
Total valid ballots	1,133
Discrepancy	0

Additional Information

Replacement Ballots

Requested	16
Issued	16
Returned	7
Counted	4
Rejected	3

Return method

Email	0
Fax	0
Deposited at staffed, unstaffed deposit sites and voting centers	633
Non-UOCAVA returned by Fax or Email	0

Generation method

VoteWA	9
Other online programs	0
PDF originating from county	0
Non-UOCAVA ballots issued electronically	0

AVU

Estimated number of paper ballots printed by AVU	0
--	---

Category discrepancy explanation

VoteWA discrepancy explanation

Report prepared by: Sue Higginbotham

Date: May 8, 2026

Contact number: (509) 962.7631

Reconciliation Form

Data entry

General information	
County name	Kittitas
Election date	4/28/2026

Registered voters eligible to participate	
Number of ACTIVE registered voters	2,878
Number of INACTIVE registered voters	133
Total registered voters eligible to participate	3,011

VoteWA	
How many voters were credited in VoteWA?	1,133
How many envelopes without ballots were credited, including ballots of other elections?	-
How many valid voters were NOT credited in VoteWA (ACP, FWAB)?	
Adjusted number of valid voters	1,133

Ballots issued	
What was the total number of ballots issued?	2,897
Of the total number above, how many UOCAVA ballots were issued?	10
Of the total number above, how many provisional ballots were issued?	-
Of the total number above, how many DRE ballots were issued?	-

Voted ballots received	
How many voted ballots (in total) did you receive?	1,163
Of the number above, how many UOCAVA ballots did you receive?	-
Of the number above, how many Federal write-in ballots did you receive?	-
Of the number above, how many provisional ballots did you receive?	-
Of the number above, how DRE ballots were cast?	-

Ballots Accepted

How many ballots (in total) were counted/tabulated?

1,133

Of the number above, how many UOCAVA ballots were counted/tabulated?

-

Of the number above, how many Federal Write-in ballots were counted/tabulated?

-

Of the number above, how many provisional ballots were counted/tabulated?

-

Of the number above, how many DRE ballots were counted/tabulated?

-

Ballots NOT Counted/Tabulated

Forwarded ballots

Total ballots forwarded to other counties?

-

Of the total number above, how many of the forwarded ballots were provisional ballots?

-

Of the total number above, how many of the forwarded ballots were late transfer?

-

Rejected ballots

Total ballots rejected

30

Of the total above, how many were rejected because of a missing signature?

2

Of the total above, how many were rejected because of the signature didn't match?

2

Of the total above, how many were rejected because of the ballot was Postmarked too late?

25

Of the total above, how many were rejected because they were returned electronically and no hardcopy was received?

-

Of the total above, how many were rejected other reasons?

1

Total UOCAVA ballots rejected

-

Of the total above, how many were rejected because of a missing signature?

-

Of the total above, how many were rejected because of the signature didn't match?

-

Of the total above, how many were rejected because of the ballot was Postmarked too late?

-

Of the total above, how many were rejected other reasons?

-

Total Federal Write-in Absentee ballots rejected

-

Of the total above, how many were rejected because of a missing signature?

-

Of the total above, how many were rejected because of the signature didn't match?

-

Of the total above, how many were rejected because of the ballot was Postmarked too late?

-

Of the total above, how many were rejected other reasons?

-

Total provisional ballots rejected

-

Of the total above, how many were rejected because of a missing signature?

-

Of the total above, how many were rejected because of the signature didn't match?

-

Of the total above, how many were rejected because of the ballot was Postmarked too late?

-

Of the total above, how many were rejected other reasons?
Total DRE ballots rejected

-
-

Additional Information

Replacement Ballots

How many replacement ballots were requested?
How many replacement ballots were issued?
How many replacement ballots were received?
How many replacement ballots were counted?
How many replacement ballots were rejected?

16
16
7
4
3

Ballot generation method

How many ballots were generated through VoteWA?
How many ballots were generated through other online programs?
How many ballots were generated through a PDF originating from the county?
How many non-UOCAVA ballots were issued by email, fax, or online program?

9
-
-
-

Ballots returned

In total, how many ballots were returned by E-mail?
In total, how many ballots were returned by fax?
How many non-UOCAVA ballots were returned by E-Mail or fax?
How many ballots were deposited at staffed or unstaffed deposit sites and voting centers?

-
-
-
633

AVU
Please provide an estimate of the number of paper ballots printed by AVU

-

Signature

Report prepared by

Sue Higginbotham

Date

05/08/26

Contact number

(509) 962.7631