

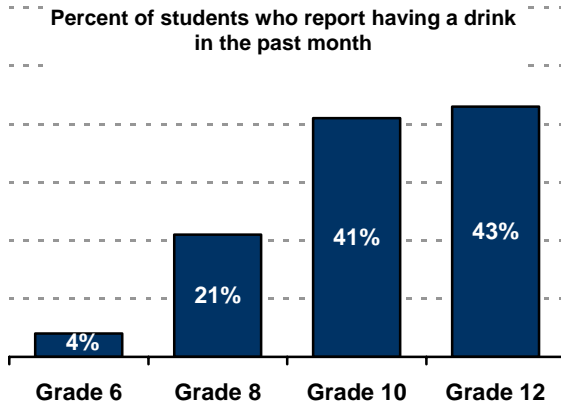


Town Hall Meeting on Underage Drinking

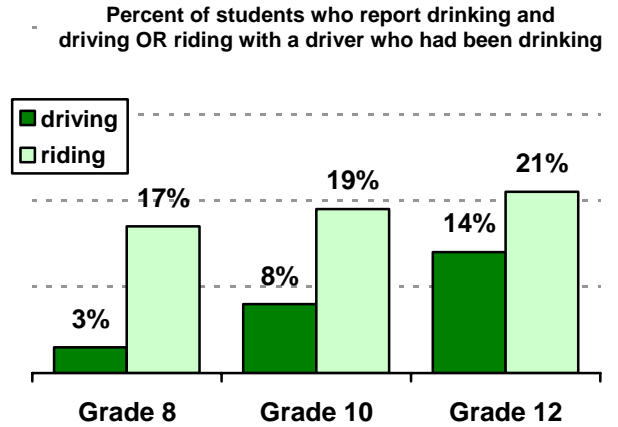
Community Facts for Kittitas County

Are *OUR* children using alcohol?

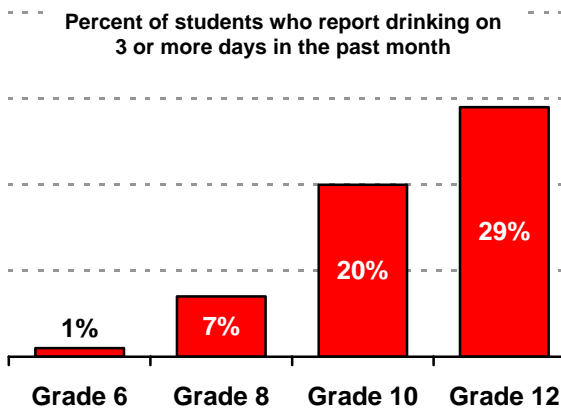
...recently?



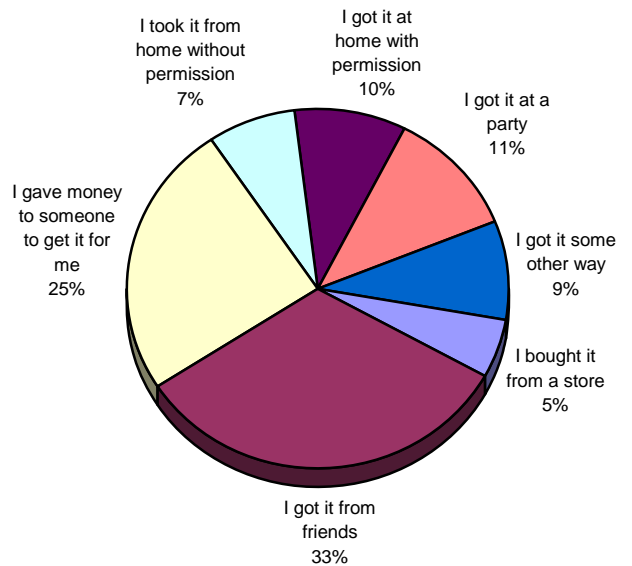
...while driving?



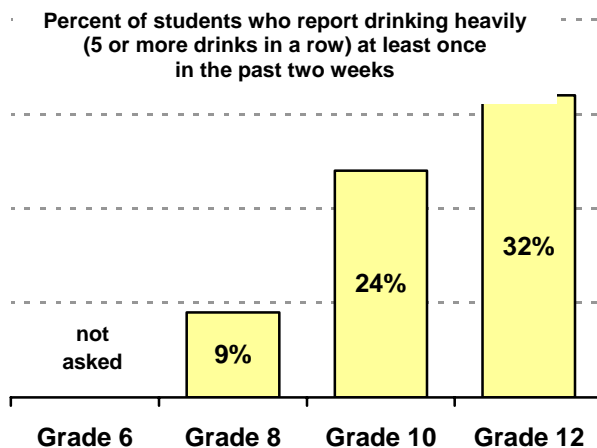
...frequently?



How do students who drank during the past month get their alcohol?



...heavily?



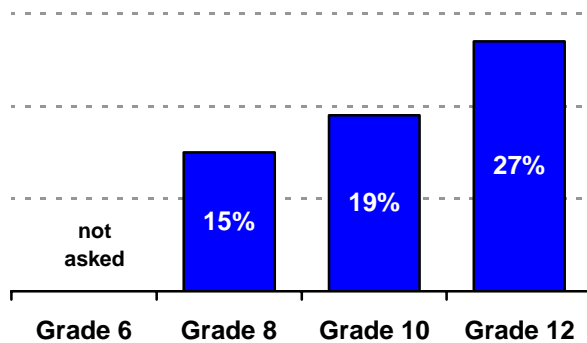
Survey results are generated from student responses to the statewide 2004 Healthy Youth Survey. To find out more about the Healthy Youth Survey, please visit <http://www3.doh.wa.gov/HYS>



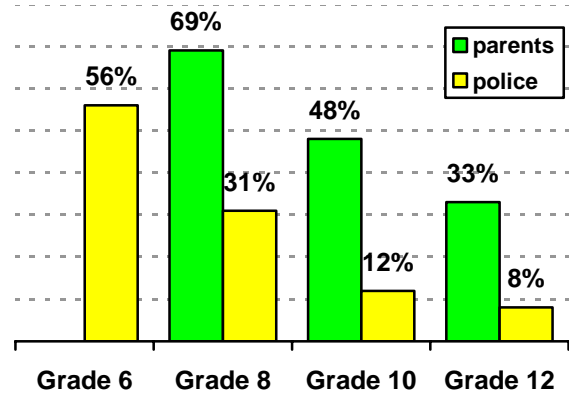
DASA Division of Alcohol & Substance Abuse
www1.dshs.wa.gov/dasa

How strong are the barriers to drinking in our community?


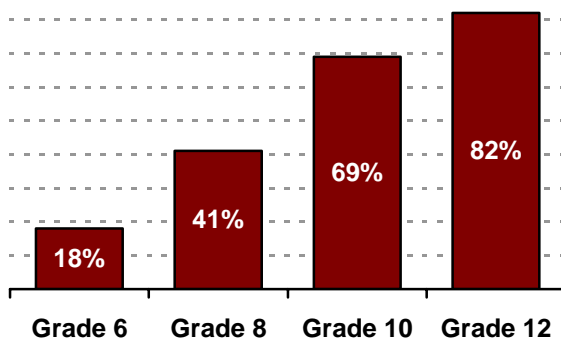
Percent of students who feel that their parents* think it is only "a little bit wrong" or "not wrong at all" for their teen to drink alcohol regularly



Percent of students who think they will get caught by parents* or police if they drink alcohol



Percent of students who think it is easy to get alcohol when they want



*Questions about parental attitudes were included at the discretion of the school districts. Results may not reflect a representative sample of all students in the community.

Is there real harm in underage drinking?

Alcohol use among youth is strongly correlated with:

- Violence
- Sexual activity
- School failure
- Illicit drug use
- Driving safety

"What parents may not realize is that children say that parental disapproval of underage drinking is the key reason they have chosen not to drink."

Charles Curie, SAMHSA Administrator
U.S. Dept. of Health & Human Services

